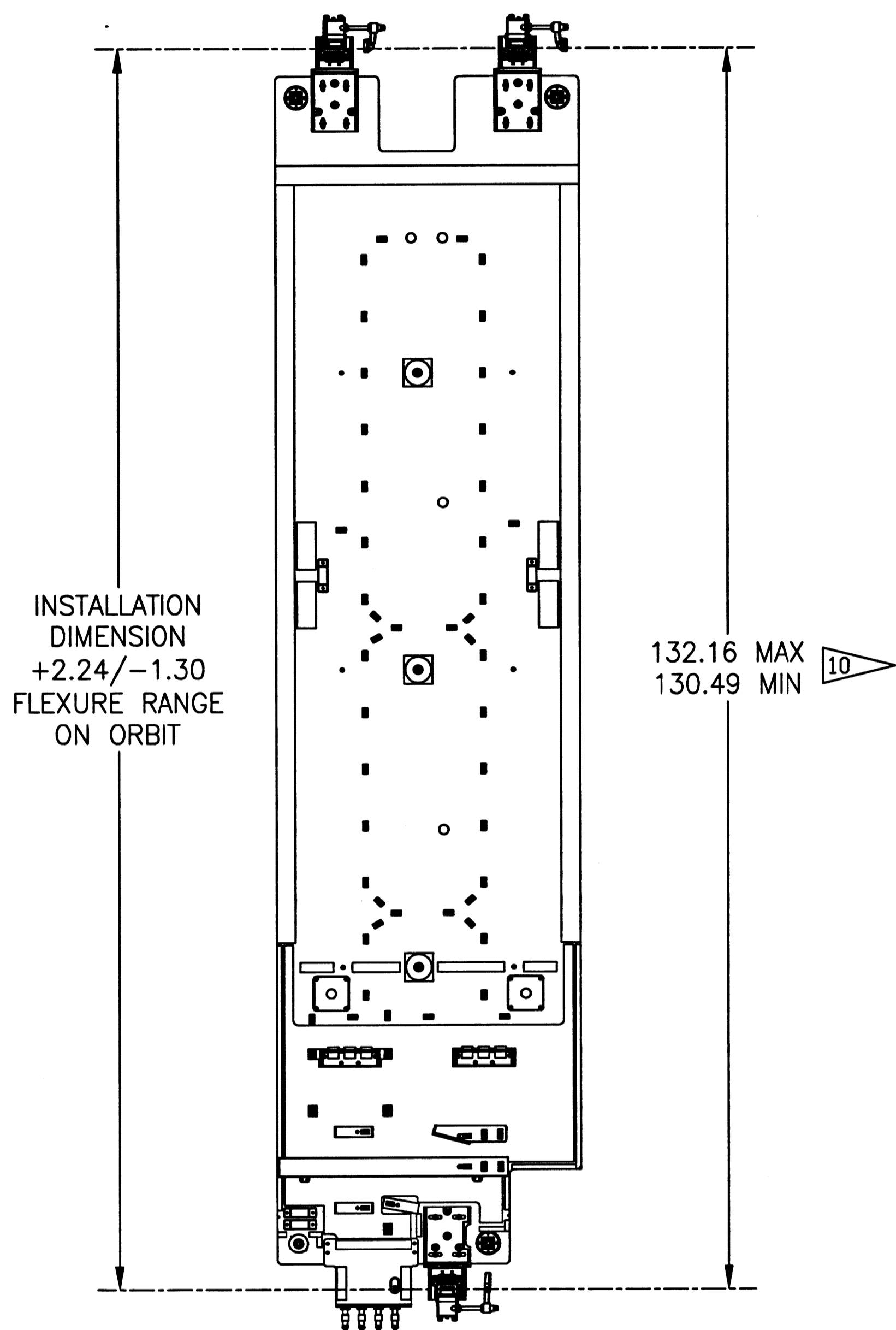
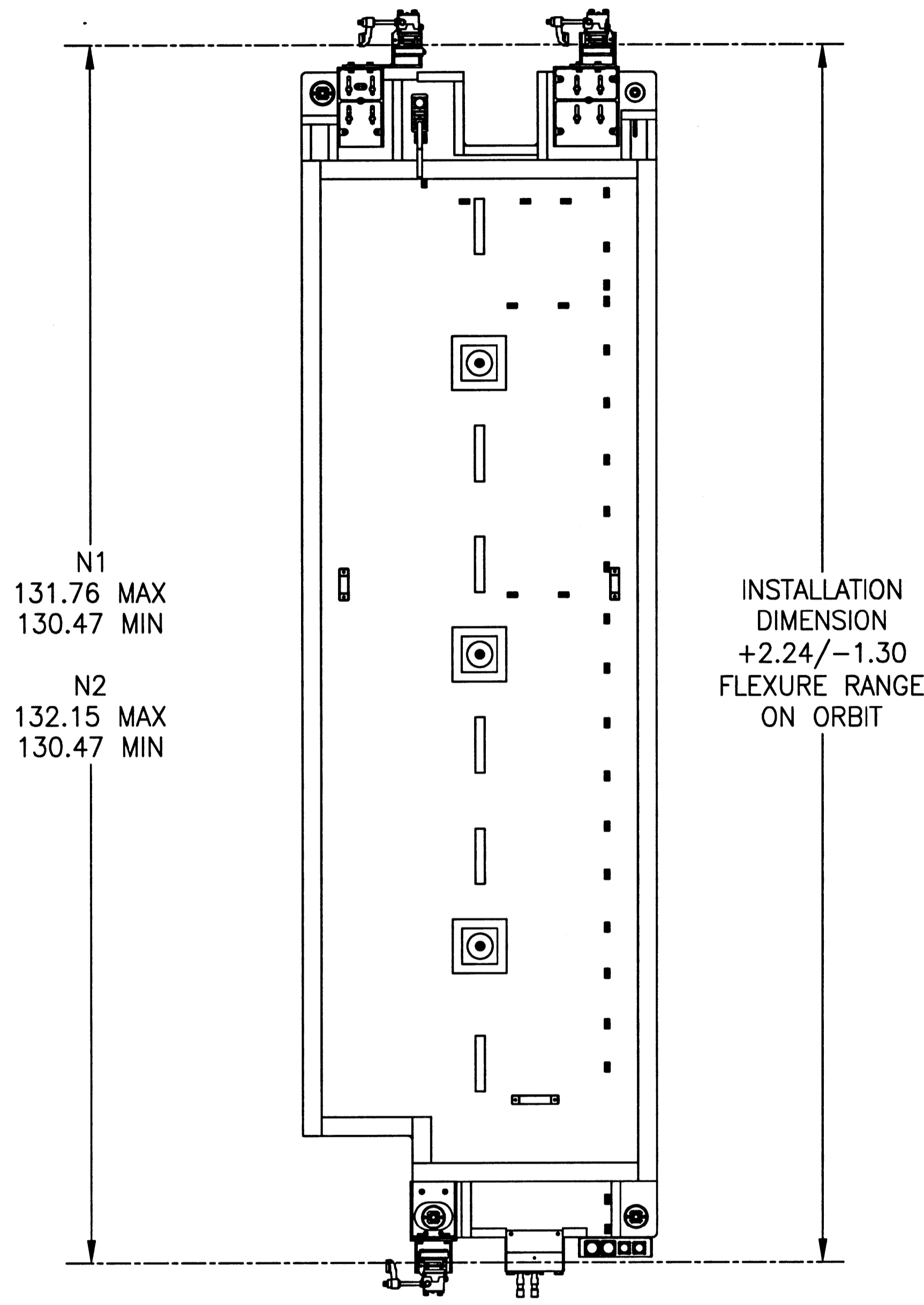


- NOTES:
- 10 SHEAR TIE ADJUSTMENT PRIOR TO HST INSTALLATION.
REF. A16-ST-2033 FOR NCS DIMENSIONS.
ASCS DIMENSIONS ARE TBR (EXT-6) UNTIL VERIFIED BY METROLOGY.
- 10.1 A1, A2, AND A3 ARE REQUIRED TO ACCOMMODATE HANDRAIL TWIST
OF ±6.0° WRT THE PLANE OF THE RADIATOR. REF. SAI-RPT-502.
- 10.2 LATCH OPEN/CLOSED DIMENSIONS MAY ALSO BE VERIFIED BY
USING THE MAX/MIN HAND RAILS AS A GO/NO GO GAUGE.



ASCS RADIATOR



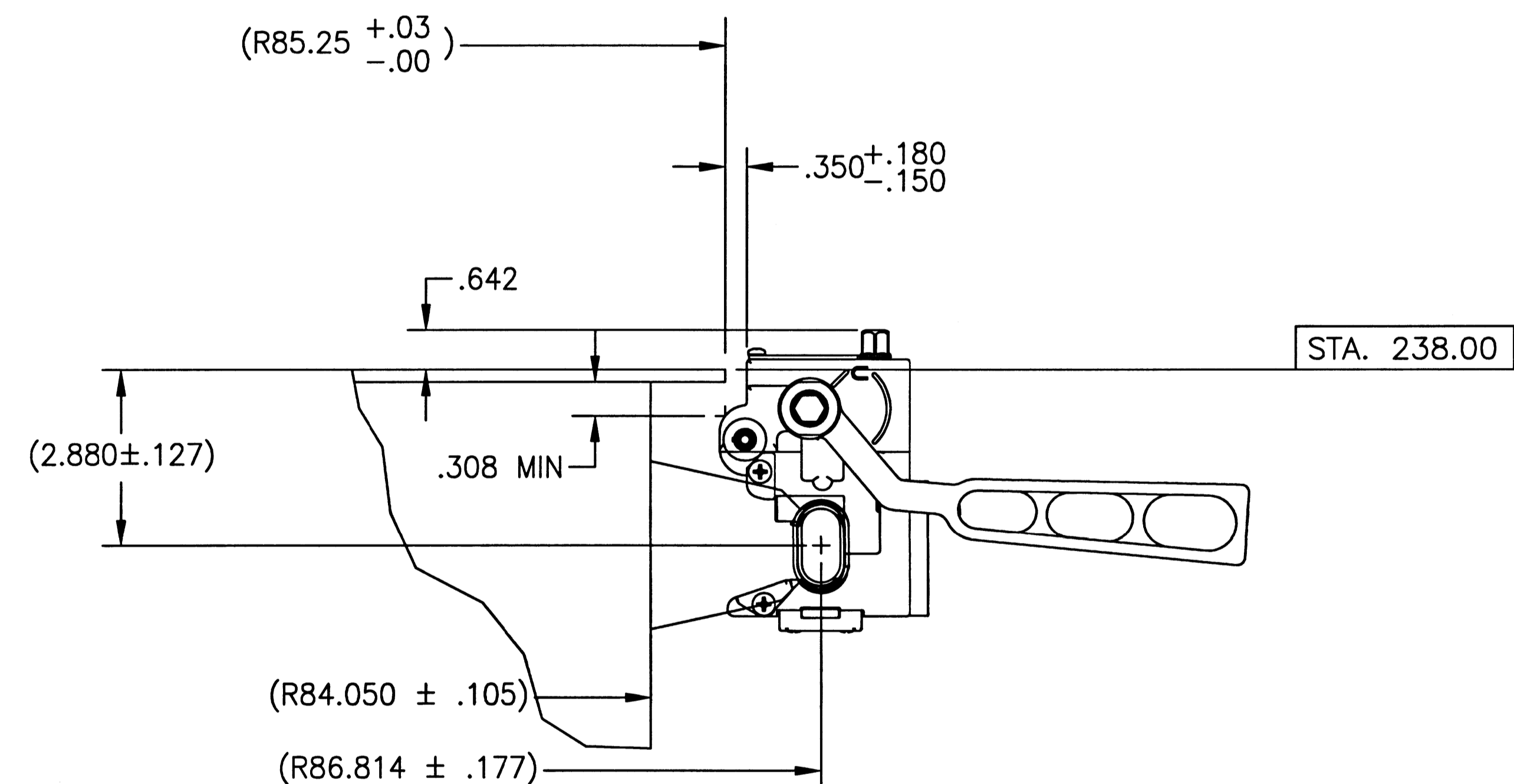
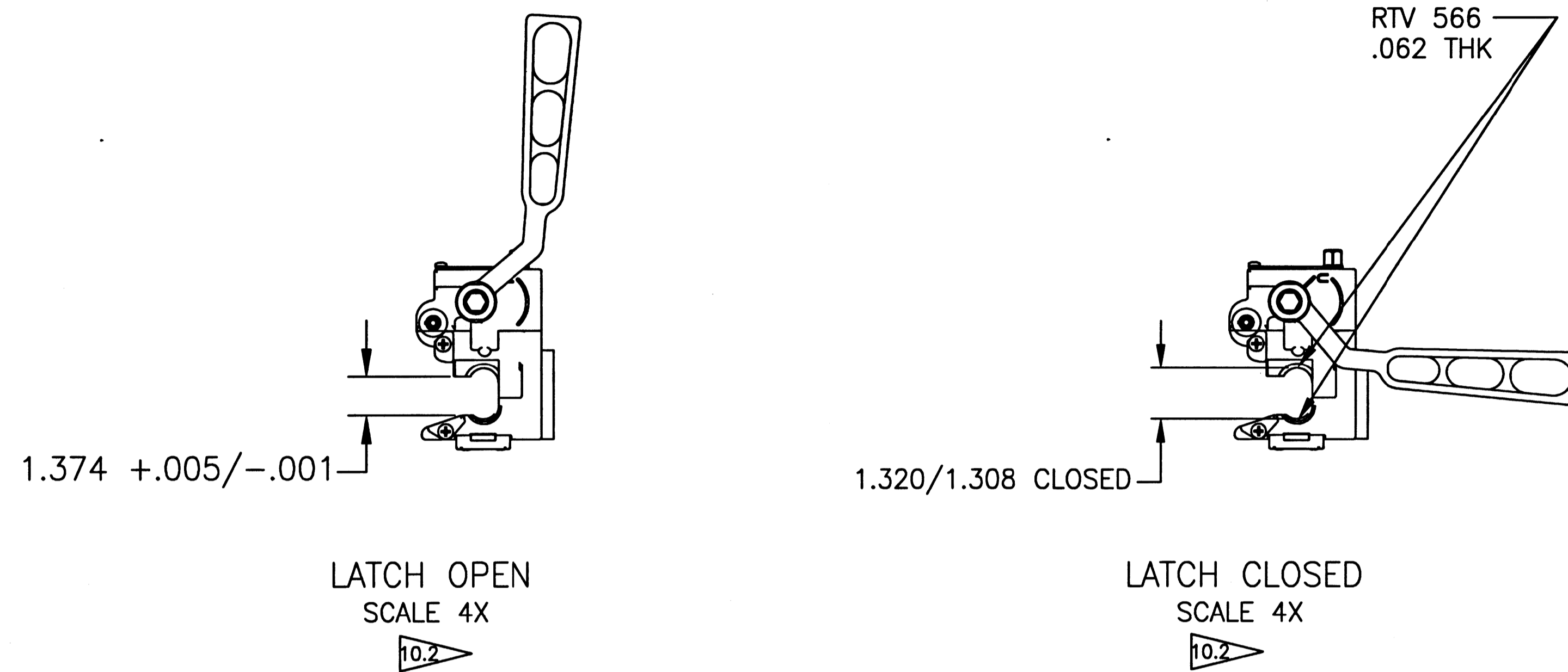
NCS RADIATOR

MAX REQUIRED LATCH ADJUSTMENT WITH RESPECT TO N1 (REF. SAI-TM-1492)

	LINEAR (IN.)			ROTATIONAL (DEGREES)		
	TANGENTIAL	RADIAL	AXIAL	TANGENTIAL	RADIAL	AXIAL
N2	0.035	0.319	0.431	1.35	0.75	0.78
	-0.078	-0.242	-0.432	-1.26	-0.78	-1.01
TOTAL	0.113	0.561	0.863	2.60	1.54	1.79
N3	1.772	3.250	0.551	1.45	1.24	1.18
	-1.915	-2.895	-0.431	-1.17	-0.94	-1.20
TOTAL	3.687	6.145	0.982	2.62	2.18	2.37

MAX REQUIRED LATCH ADJUSTMENT WITH RESPECT TO A1 (PARTIAL REF. SAI-TM-1492)

	LINEAR (IN.)			ROTATIONAL (DEGREES)		
	TANGENTIAL	RADIAL	AXIAL	TANGENTIAL	RADIAL	AXIAL
A2	0.035	0.319	0.431		0.75	0.78
	-0.078	-0.242	-0.432		-0.78	-1.01
TOTAL	0.113	0.561	0.863	10.1	1.54	1.79
A3	1.772	3.250	0.551		1.24	1.18
	-1.915	-2.895	-0.431		-0.94	-1.20
TOTAL	3.687	6.145	0.982	10.1	2.18	2.37



VIEW A-A
RADIATOR PANEL NOT SHOWN
SCALE 6X
AFT SHROUD CLEARANCE TO LATCHES A1, A2, N1, & N2

RADIATOR LATCH INTERFACES									
ITEM NO.	REQD	RECD	PART NO.	DESCRIPTION	MATERIAL	MATERIAL SPEC & NO.	LIST OF MATERIAL		
UNLESS OTHERWISE SPECIFIED-DIMENSIONS ARE IN INCHES							NATIONAL AERONAUTICS AND SPACE ADMINISTRATION		
TOLERANCES:							Goddard Space Flight Center GREENBELT, MARYLAND		
.XX .XX ±1/16 125							DRAWING INTERPRETER-PEN-65FD-1673-64-1		
REMOVE ALL BURRS AND SHARP EDGES R .015 OR CHAMFER MAX							DESIGNER	INIT	DATE
<input type="checkbox"/> FLIGHT HARDWARE							DRAWN		
<input type="checkbox"/> HARDNESS TEST NOT REQUIRED <input type="checkbox"/> NON FLIGHT							CHECKED		
<input type="checkbox"/> TEST HARDNESS PER ASTM E-18, LOCATION OPTIONAL							APPROVED		
<input type="checkbox"/> NO NON-DESTRUCTIVE EXAMINATION (NDE) REQ'D							APPROVED-STRESS		
<input type="checkbox"/> NDE REQUIRED PER S-313-006 CODE							APPROVED-ENGINEER		
THIS DRAWING WAS PRODUCED USING							REV		
SOFTWARE: AutoCAD VERSION: R14							A		
FILE NAME: 373-7A							GE 1525373		
NEXT ASSY							USED ON	CODE	SCALE 1/10
								WT	SH 7 OF 10

60043196